

RBW™



GOOD TO GO

Distributed by  BatteryWorld®

WHY CHOOSE RBW?

- Extensive range with 80+ models
- Sourced from leading manufacturers
- Reliable Performance, Extended life
- Made for Australian Conditions
- Superior heat and vibration resistance
- Maintenance free
- 99% recyclable



SELECTING THE RIGHT BATTERY IS NOW MORE CRITICAL

Car batteries are now the heart of modern vehicles, powering sophisticated safety and control systems ensuring the safety of today's drivers. The power demands of batteries in modern vehicles is far greater than what it used to be with a shift away from just starting a vehicle, and now focused on providing power for comfort and crucial safety systems.

START YOUR ADVENTURE WITH RBW BATTERIES

RBW batteries are designed to provide reliable performance that lasts. Produced by leading manufacturers, with RBW powering your vehicle you will confidently know that you're GOOD TO GO.






PRODUCT RANGE OVERVIEW

		36 MONTH WARRANTY	24 MONTH WARRANTY	24 MONTH WARRANTY	12 MONTH WARRANTY	12 MONTH WARRANTY	24 MONTH WARRANTY	18 MONTH WARRANTY
		PREMIUM AUTOMOTIVE	PREMIUM AGM START-STOP	PREMIUM EFB START-STOP	PREMIUM HEAVY DUTY	PREMIUM MOWER	PREMIUM MARINE	PREMIUM DEEP CYCLE
FEATURES		AUTO MOTIVE	START STOP (AGM)	START STOP (EFB)	HEAVY DUTY	MOWER	MARINE	DEEP CYCLE
TECHNOLOGY	Flooded	✓			✓	✓	✓	✓
	EFB			✓				
	AGM		✓					
APPLICATION	Car	✓	✓	✓				
	SUV	✓	✓	✓				
	4X4/Light Commercial		✓		✓			
	Heavy Commercial				✓			
	Start-Stop			✓				
	Marine & Boat						✓	
	Auxiliary Power						✓	
	Lawn Mower					✓		✓
POWER DEMANDS	Starting	✓	✓	✓	✓	✓		✓
	Light Cycle On-board Accessories		✓	✓			✓	
	Semi Cycle Basic Accessories			✓			✓	
	Deep Cycle Extra Accessories						✓	✓
VIBRATION RESISTANCE	Moderate	✓						
	High		✓		✓			✓
	Very High			✓			✓	
MAINTENANCE	Maintenance Free	✓	✓	✓	✓		✓	✓
	Accessible							
WARRANTY	Domestic	36 Months	24 Months	24 Months	12 Months	12 Months	24 Months	18 Months
	Commercial	12 Months	12 Months	12 Months	12 Months	12 Months	12 Months	12 Months
	Start-Stop			24 Months				

AUTOMOTIVE

Long lasting performance backed by 36 Months warranty, this range is compatible with most vehicles, environmentally friendly and designed for Australian conditions.








- 
 36 Months warranty
- 
 Exceptional starting power
- 
 Durable Grid-Plate Technology
- 
 Long Lasting Performance
- 
 Made for Australian conditions

Part No	Case Size	Terminal	Layout	CCA	Ah C20	RC	L (MM)	W (MM)	TH (MM)
NS40ZLPPBH-RBW	NS40SL	JIS	(-,+)	330	35	56	185	125	200
NS40ZLSMF-RBW	NS40SL	SAE	(-,+)	330	35	52	196	128	225
NS40ZLMF-RBW	NS40L	JIS	(-,+)	330	35	52	196	128	225
NS40330DMF-RBW	NS40S	D/F	Centre	332	35	52	196	128	225
NS40ZMF-RBW	NS40	JIS	(+,-)	330	35	52	196	128	225
51BR430MF-RBW	NS60LS	SAE	(-,+)	430	45	80	237	128	225
51R430MF-RBW	NS60L	JIS	(-,+)	430	45	80	237	128	225
51430MF-RBW	NS60S	SAE	(+,-)	430	45	80	237	128	225
NX100S6MF-RBW	NS60	JIS	(+,-)	430	45	80	237	128	225
55D23LMF-RBW	55D23L	SAE	(-,+)	550	55	90	229	172	225
55D23RMF-RBW	55D23R	SAE	(+,-)	550	55	90	229	172	225
50D20LMF-RBW	50D20L	SAE	(-,+)	450	50	80	206	172	205
22NF330DMF-RBW	N40/41	D/F	(-,+)	330	40	80	206	172	205
22F520MF-RBW	N51	SAE	(-,+)	520	60	95	240	172	209
22FR520MF-RBW	N50	SAE	(+,-)	520	60	95	240	172	209
54316MF-RBW	DIN44	SAE	(-,+)	400	43	75	206	174	174
90R500MF-RBW	DIN55	SAE	(-,+)	500	54	90	242	174	174
56219MF-RBW	DIN55H	SAE	(-,+)	580	62	95	241	174	188
56530MF-RBW	DIN66	SAE	(-,+)	550	65	110	277	174	174
57412MF-RBW	DIN66H	SAE	(-,+)	680	74	135	277	174	188
57413MF-RBW	DIN66HR	SAE	(+,-)	600	74	110	277	174	188
58039MF-RBW	DIN77	SAE	(-,+)	730	80	140	313	174	174
DIN90912-RBW	DIN77HR	SAE	(+,-)	912	90	160	313	174	188
58515MF-RBW	DIN88	SAE	(-,+)	750	85	165	352	174	174
60038MF-RBW	DIN88H	SAE	(-,+)	800	100	180	352	174	188
DIN66CM-RBW	DIN66	SAE	(-,+)	730	75	118	277	175	175

AUTOMOTIVE

Long lasting performance backed by 36 Months warranty, this range is compatible with most vehicles, environmentally friendly and designed for Australian conditions.



- 
 36 Months warranty
- 
 Exceptional starting power
- 
 Durable Grid-Plate Technology
- 
 Long Lasting Performance
- 
 Made for Australian conditions

Part No	Case Size	Terminal	Layout	CCA	Ah C20	RC	L (MM)	W (MM)	TH (MM)
NS70CM-RBW	NS70	SAE	(+,-)	680	80	135	260	172	225
NS70LCM-RBW	NS70L	SAE	(-,+)	680	80	135	260	172	225
55D23LCM-RBW	55D23L	SAE	(-,+)	650	75	125	229	172	225
22F680MF-RBW	N51	SAE	(-,+)	680	60	105	240	172	209
22FR680MF-RBW	N50	SAE	(+,-)	680	60	105	240	172	209
N70ZZLCM-RBW	N70ZZL	SAE	(-,+)	810	100	170	305	172	225
N70ZZCM-RBW	N70ZZ	SAE	(+,-)	810	100	170	305	172	225



HEAVY DUTY

Designed for Australian conditions, this range is built for trucks buses and light and heavy commercial vehicles. With trusted high electrical load capacity and proven cranking performance.



START STOP - AGM

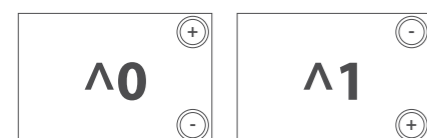
This range is suitable for large SUV's, 4x4s high energy demand applications. Built for higher cranking power, this battery is designed to last in Start-Stop applications, all backed by 24 months warranty.



- 12 Months warranty
- Exceptional starting power
- Durable Grid-Plate Technology
- Long Lasting Performance
- Made for Australian conditions

Part No	Case Size	Terminal	Layout	CCA	Ah C20	RC	L (MM)	W (MM)	TH (MM)
NX1105LMF-RBW	NS70L	SAE	(-,+)	600	75	135	260	172	225
NX1105MF-RBW	NS70	SAE	(+,-)	600	75	135	260	172	225
27HR710MF-RBW	N70ZZL	SAE	(-,+)	710	90	160	305	172	225
27H710MF-RBW	N70ZZL	SAE	(+,-)	710	90	160	305	172	225
27H750MF-RBW	N70ZZ	SAE	(+,-)	750	70	125	305	171	226
27HR750MF-RBW	N70ZZL	SAE	(-,+)	750	70	125	305	171	226
31900MF-RBW	GRP31	SAE	Centre	900	100	160	330	172	240
31900TMF-RBW	GRP31	M8Stud	Centre	900	100	180	330	172	240
311000MF-RBW	GRP31	SAE	Centre	1000	100	160	330	172	240
N100LMF-RBW	N100L	SAE	(-,+)	750	100	185	406	172	231
N100MF-RBW	N100	SAE	(+,-)	750	100	185	406	172	231
N120-RBW	N120	SAE	(-,+)^0	800	120	230	503	182	231
N120L-RBW	N120L	SAE	(+,-)^1	800	120	230	503	182	231
N150-RBW	N150	SAE	(-,+)^0	1050	150	300	507	213	231
N150L-RBW	N150L	SAE	(+,-)^1	1050	150	300	507	213	231
N200-RBW	N200	SAE	(-,+)^0	1200	200	440	510	275	238
N200L-RBW	N200L	SAE	(+,-)^1	1200	200	440	510	275	238
N150MFHD-RBW	N150	SAE	(-,+)^0	1050	160	320	507	213	231
N200MFHD-RBW	N200	SAE	(-,+)^0	1300	210	440	510	275	238
N150E-RBW	N150L	SAE	(+,-)^1	1050	180	320	513	223	223

Layout key:



*Standard warranty terms and conditions apply, refer to page 11 for full details.

- 24 Months warranty
- Engineered for High Power Demands
- Durable Grid-Plate Technology
- 2x Cycle Life vs Conventional Batteries
- Made for Australian conditions

Part No	Case Size	Terminal	Layout	CCA	Ah C20	RC	L (MM)	W (MM)	TH (MM)
DIN55HAGM-RBW	NS70	SAE	(-,+)	680	60	100	241	175	190
DIN66HAGM-RBW	NS70	SAE	(-,+)	760	70	120	278	175	190
DIN77HAGM-RBW	NS70	SAE	(-,+)	800	80	140	315	175	190
DIN88HAGM-RBW	NS70	SAE	(-,+)	850	90	160	354	175	190

START STOP - EFB

EFB batteries are built for superior cold start and low state of charge starting performance. This range is suitable for entry level Asian manufactured vehicles with start/stop technology.



EFB Start-Stop Technology

- 24 Months warranty
- Engineered for High Power Demands
- Durable Grid-Plate Technology
- 2x Cycle Life vs Conventional Batteries
- Made for Australian conditions

Part No	Case Size	Terminal	Layout	CCA	Ah C20	RC	L (MM)	W (MM)	TH (MM)
Q85REFB-RBW	55D23R	SAE	(-,+)	660	70	125	229	172	225
Q85EFB-RBW	55D23L	SAE	(-,+)	660	70	125	229	172	225
S95EFB-RBW	NS70L	SAE	(-,+)	720	70	130	257	172	220
T110EFB-RBW	N70ZZL	SAE	(-,+)	800	80	145	302	172	220
DIN55HEFB-RBW	DIN55H	SAE	(-,+)	560	60	100	241	174	188
DIN66HEFB-RBW	DIN66H	SAE	(-,+)	720	70	120	277	174	188

MOWER

Trusted long lasting performance for all weather conditions for ride on mowers and garden tractors.



12 Months warranty



Exceptional starting power



Durable Grid-Plate Technology



Long Lasting Performance



Made for Australian conditions

Part No	Case Size	Terminal	Layout	CCA	Ah C20	RC	L (MM)	W (MM)	TH (MM)
UIRMF-RBW	UIR	LUG	(-,+)	280	26	33	196	128	184
UIMF-RBW	UI	LUG	(+,-)	280	26	33	196	128	184

DEEP CYCLE

Built for long lasting and reliable performance on any adventure. Power all your accessories with ease, designed for Australian conditions backed by 18 months warranty.



18 Months warranty



Heavy cycling capability



Durable Grid-Plate Technology



Long Lasting Performance



Made for Australian conditions

Part No	Case Size	Terminal	Layout	CCA	Ah C20	RC	L (MM)	W (MM)	TH (MM)
DC24MF-RBW	GRP24	D/T	(+,-)	580	82	140	260	172	225
DC27MF-RBW	GRP27	D/T	(+,-)	680	97	162	305	172	225
DC31MF-RBW	GRP31	D/T	Centre	730	110	190	330	172	230

MARINE

Designed for Marine use, this range is built to provide options for starting, trolling and dual purpose applications. Manufactured to deliver lasting performance with high strength casing, lasting performance, maintenance free construction to reduce corrosion round the terminals.



24 Months warranty



Exceptional starting power



Durable Grid-Plate Technology



Long Lasting Performance



Made for Australian conditions

Part No	Case Size	Terminal	Layout	CCA	Ah C20	RC	L (MM)	W (MM)	TH (MM)
MS24680-RBW	GRP24	SAE	(+,-)	680	80	160	260	172	225
MS27780-RBW	GRP27	SAE	(+,-)	780	100	185	305	172	225
MS311000-RBW	GRP31	D/T	Centre	1000	100	180	330	172	230
M24MF-RBW	GRP24	D/T	(+,-)	520	82	135	260	172	225
M27MF-RBW	GRP27	D/T	(+,-)	680	90	162	305	172	225
M31MF-RBW	GRP31	D/T	Centre	720	110	190	330	172	230



TECHNICAL INFORMATION

TERMINAL TYPES



**M8
STUD**



**Standard/
SAE**



Small/JIS



**D/T
(Dual Terminals)**



LUG



**Multi Fit/
DF**

BATTERY TECH TERMINOLOGY

FLOODED (Batteries)

Also known as conventional batteries, are the oldest form of automotive batteries. These batteries contain electrolyte that is free to move around. These batteries must be mounted upright.

EFB (Enhanced Flooded Battery)

These are flooded batteries with enhanced cycling abilities and improved charge acceptance. Designed as an entry level battery for cars with start/stop technology with the ability to handle heavy duty electrical requirements.

AGM (Absorbed Glass Mat)

This is when the electrolyte is absorbed into the glass mats like a sponge and is not free flowing. For this reason they are a safer option, can be side mounted and have enhanced starting and cycling abilities vs conventional flooded batteries required for cars with advanced start-stop technology.

CCA (Cold Cranking Amps)

This is a measurement test representing the number of amps that a fully charged battery can produce. This is a measurement of a batteries maximum ability to start an engine however does not represent battery quality or longevity.

RC (Reserve Capacity)

This refers to an approximate time that the battery will run a vehicle with a night time electrical load should the vehicle charging system fail. This rating is the time in minutes that a new fully charged battery can supply a current of 25 Amps before it goes flat.

AH C20 (Ampere Hours)

This is an indication of how much energy is stored in the battery. Ah C20 rating is a unit of capacity, which tells you how much energy a battery can deliver over 20 hours at 25°C without falling below 10.5V for a 12V battery.

WARRANTY TERMS & CONDITIONS

Statement, Coverage and Exclusions

Federal Batteries Pty Ltd warrants that the goods supplied to an original purchaser will be free from defects for the applicable Warranty Period and Applications set out on page two subject to the terms and conditions stated herein. All benefits under this warranty are additional to other rights and remedies under the applicable law. Our goods come with guarantees that cannot be excluded under the Australian Consumer Law.

You are entitled to a replacement or refund for a major failure and compensation for any other reasonably foreseeable loss or damage. You are also entitled to have the goods repaired or replaced if the goods fail to be of acceptable quality and the failure does not amount to a major failure. This warranty does not cover goods imported into Australia other than by Federal Batteries Pty Ltd.

If a failure with the goods or a service does not amount to a major failure, you are entitled to have the failure rectified in a reasonable time. If this is not done, you are entitled to a refund for the goods and to claim a refund from the installer of any services associated with the installation of the goods.

If Federal Batteries Pty Ltd (itself or through a reseller) finds on examination that the battery is defective due to faulty manufacturing and is within the specified warranty period, the battery will be replaced with an equivalent battery free of charge. The warranty period is not renewed or extended as a result of this replacement subject to your rights under the Australian Consumer Law.

This warranty covers batteries that become unusable or unserviceable due to defects in material and/or workmanship. Warranty period commences from date of original purchase.

This warranty covers the product ranges listed on page three, provided that they are sized properly and used in the application for which it was intended and charged with an approved charging profile.

This warranty only applies to the original purchaser of the goods. Proof of purchase and return of good(s) in question must accompany any requests for warranty. No exceptions will be accepted.

This warranty does not apply to batteries that break or fail due to abuse or neglect such as:

- Charge system problem/incorrect charging creating an over-charge or under-charge situation
- Incorrect or under specified battery type fitted to vehicle/application
- Prolonged storage of the car or very minimal use
- Deep discharge applications (heavy accessory loads etc.

- Electrical faults, Shorts, Excessive loads and loose wiring
- Damage to the battery caused by the consumer or other in-car and/or application fault
- Any battery modifications such as acid additives, lead terminal changes, or any other contaminates
- Any batteries received at 9V or lower (for 12V batteries) will be deemed as discharged and neglected.

To verify a warranty claim, the battery must be fully charged prior to adjudication. A flat (discharged) or sulphated battery is not considered to be a manufacturing defect and is not covered under this warranty.

If the battery fails during the warranty period, you can return the battery to the place of purchase with your original proof of purchase receipt. The battery will then be tested as per Federal Batteries Pty Ltd Test Procedure. You must bear any expense you may incur in making the claim (other than our costs of remedying the defect subject of this warranty). The warranty is provided by Federal Batteries Pty Ltd 4 Arctic Court, Keysborough, VIC 3173. Contact No. 1300 133 980 or go to www.federalbatteries.com.au for full terms and conditions.

Start/Stop vehicles:

It is becoming increasing common that fitting new batteries to certain modern vehicles requires the OBD (Electronic Codes) error codes to be reset and new battery registered on the vehicle so full functionality can be regained on the vehicle. Installation must be done by suitably trained and qualified persons.

Additionally, a conventional flooded battery may not be suitable for some vehicles and they may require technology such as Absorbed Glass Mat (AGM) or an Enhanced Flooded (EFB). This warranty does not extend to any goods that have been installed to an incompatible vehicle or incorrect vehicle programming which will void the warranty and potentially damage the vehicle.

Please refer to our website www.federalbatteries.com.au for this Warranty Statement.

Disclaimer

Federal Batteries Pty Ltd attempts to ensure the correctness of the product description and data contained herein. We reserve the right to change designs, specifications and pricing at any time without notice or obligation. It is the responsibility of the reader of this information to verify any and all information presented herein.

RBW™



GOOD TO GO

Distributed by  **BatteryWorld**