



FEATURES

- Dynamilux Series single row LED bar lights produce up to 9800lm of instant light output
- Amber or White Dynamic Start-up DRL
- Mild curve producing a wider beam pattern
- 10W CREE LED's with a crisp 5000K colour temperature
- Available in 12", 21" & 30" models
- Multi-volt 10-30V DC input & low current draw
- 50,000 hour LED lifespan with solid state technology
- Thermal Management Technology
- Lightweight tough die-cast aluminium housing & polycarbonate lens
- Water & dust proof IP68 rated
- Low profile slide & end mounts
- Over/under voltage, reverse polarity protection
- EMI/EMC radio interference approved

LED LIGHT BARS



THERMAL
MANAGEMENT
TECHNOLOGY



DYNAMIC DRL



MULTI-VOLT
10-30 VDC



POLYCARB
LENS



COLOUR
TEMP



WATERPROOF



OVER/UNDER
VOLTAGE
PROTECTION



REVERSE
POLARITY
PROTECTION



DEUTSCH
CONNECTOR



CREE LEDS



RADIO
INTERFERENCE
APPROVED



7 YEAR
WARRANTY

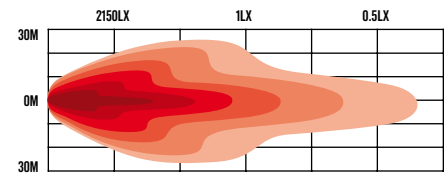
Upgrade your vehicle's lighting with the Roadvision's Dynamilux Series Single Row Bar Lights, sleek and modern solutions for enhanced visibility. Featuring a mild curved design, they deliver wider beam patterns for superior coverage, with up to 1LX @ 620 metres and a crisp 5000K colour temperature for exceptional clarity during nighttime driving. The dual-colour dynamic start-up DRL adds a stylish edge while enhancing daytime visibility. Built tough with an IP68 rating for ultimate protection against water and dust, and backed by a 7-year warranty, these light bars are designed to perform in the toughest conditions. Perfect for drivers who demand reliability, performance, and cutting-edge design.

PART NUMBERS



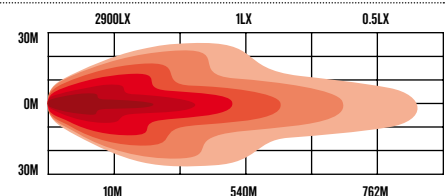
RBL2112C

LED Bar Light RBL21 SERIES 12" 10-30V Combination
Roadvision Dynamilux



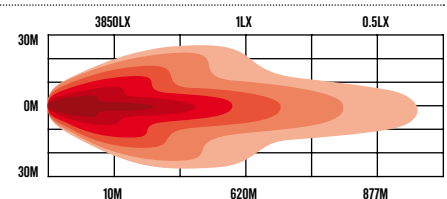
RBL2121C

LED Bar Light RBL21 SERIES 21" 10-30V Combination
Roadvision Dynamilux



RBL2130C

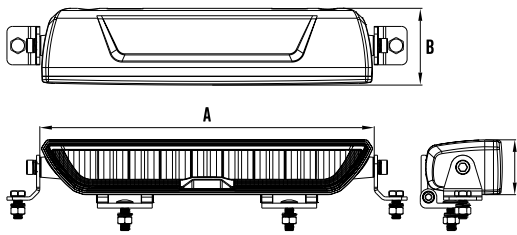
LED Bar Light RBL21 SERIES 30" 10-30V Combination
Roadvision Dynamilux



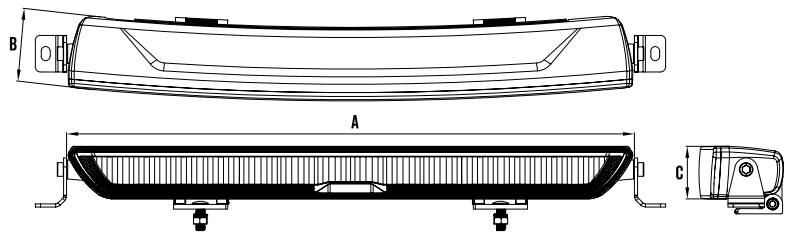
DYNAMIC DRL AMBER OR WHITE

SPECIFICATIONS	RBL2112C	RBL2121C	RBL2130C
BEAM PATTERN	Combination	Combination	Combination
MAXIMUM LUMENS	4800lm	6400lm	9800lm
MAXIMUM LUX @ 10M	2150lx	2900lx	3850lx
METRES AT 1 LUX	465m	540m	620m
INPUT VOLTAGE	10-30 VDC	10-30 VDC	10-30 VDC
MAXIMUM WATTS	49W	140W	180W
NUMBER OF LEDS	9 x 10W Osram	14 x 10W Osram	18 x 10W Osram
CURRENT DRAW @ 13.8V	4.93 Amps	6.87 Amps	11.4 Amps
LENS CONSTRUCTION	Polycarbonate	Polycarbonate	Polycarbonate
HOUSING CONSTRUCTION	Die-Cast Aluminium	Die-Cast Aluminium	Die-Cast Aluminium
WIRING	4 PIN Deutsch Plug	4 PIN Deutsch Plug	4 PIN Deutsch Plug
DIMENSIONS AXBXC	305 x 70 x 50mm	544 x 70 x 50mm	686 x 70 x 50mm

LINE DIAGRAM - RBL2112C



LINE DIAGRAM - RBL2121C



LINE DIAGRAM - RBL2130C

