

LV9122

23" 120W LED LIGHT BAR & CORNER LIGHTS

- 12 x 10W LEDs (driving light), 6 x 5W LEDs (Corner Lights)
- Combination beam pattern
- Free form reflector design
- One piece polycarbonate lens
- Die cast aluminium housing
- Powder coated finish
- Sealed DT connector
- Electronic thermal management
- Colour temp: 6500°K
- Lumens: 13480 raw, 11460 effective
- 1 Lux @433 metres
- Current draw: 11.2A @ 12V DC

120 WATT	9-36 VOLT	13480 LUMENS	IP 68, 69K	ECE R112, R10
----------	-----------	--------------	------------	---------------



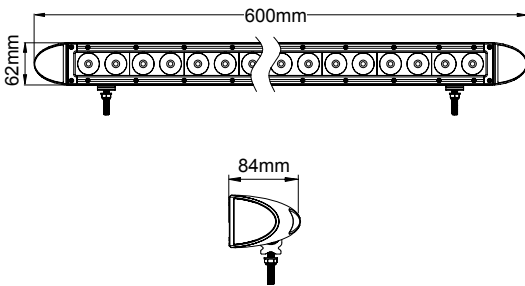
TITAN
SERIES



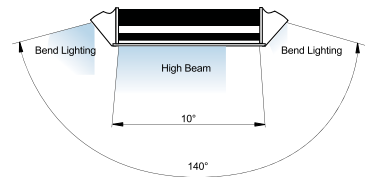
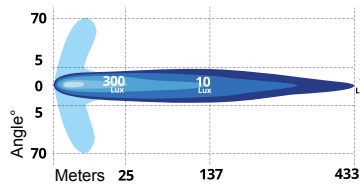
LED Corner Lights



DIMENSIONS:



BEAM PATTERN:



LV9403C

28" 150W LED LIGHT BAR

- 15 x 10W LEDs
- Combination 40°+10°+40° beam pattern
- Stainless steel mounting brackets w/ bottom rail mount
- Die cast aluminium housing
- Black powder coated finish
- Polycarbonate lens
- 200mm cable w/ DT connector
- RFI/EMC protection
- Operating temperature: -40°C to +60°C
- Current draw: 9.2A @ 12V

150 WATT	9-60 VOLT	12900 LUMENS	IP 67	RFI/EMC
----------	-----------	--------------	-------	---------



TITAN
SERIES



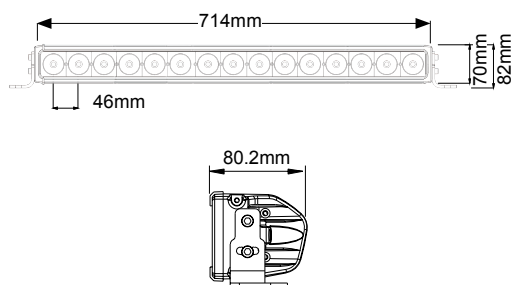
Bottom Rail Mount



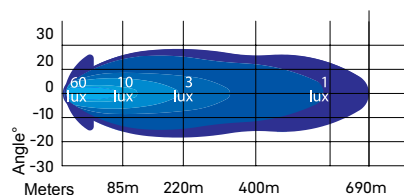
Side View



DIMENSIONS:



BEAM PATTERN:



PRODUCT INFORMATION

LV9403S 10° Spot beam pattern