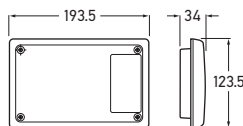



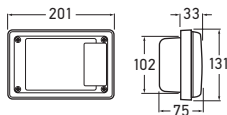
## LED REAR DIRECTION INDICATORS

**2138****Jumbo LED Rear Direction Indicator Module - Inbuilt Retro Reflector**

ADR

Jumbo LED Multivolt™ Module with inbuilt red retro reflector designed to upgrade existing Jumbo and Surface Mount Designline lamps.

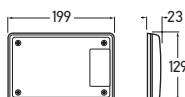
<b>Voltage</b>	Multivolt™ (9-33V DC)	
<b>Wattage</b>	9W	
<b>Lead Length</b>	20cm	
<b>Protection</b>	Reverse Polarity and 5.0kW Transient Voltage Suppressor (TVS).	
<b>Accessories</b>	9.2319.09	Single housing
	9.2422.09BULK	Double housing (pack of 10)
	9.2423.09	Triple housing

**2143LED****Jumbo LED Rear Direction Indicator - Inbuilt Retro Reflector**

ADR

Single LED Rear Direction Indicator with inbuilt red retro reflector.

<b>Voltage</b>	Multivolt™ (9-33V DC)	
<b>Wattage</b>	9W	
<b>Mounting</b>	Surface or flush mount	
<b>Lead Length</b>	20cm	
<b>Protection</b>	Reverse Polarity and 5.0kW Transient Voltage Suppressor (TVS).	
<b>Spare Parts</b>	2138	Jumbo LED Module
	9.2319.09	Single housing

**NEW****2161****Jumbo LED Rear Direction Indicator - Inbuilt Retro Reflector**

ADR

**2161-CS****Jumbo HCS LED Rear Direction Indicator - Inbuilt Retro Reflector**

ADR

With inbuilt 24cm<sup>2</sup> red retro reflector. 2161-CS features HELLA control technology HCS (HELLA Compatibility Solution) ensuring seamless communication with LED-compatible flasher units. New low profile design allows Surface Mounting with no additional housing. High impact acrylic lens.

<b>Voltage</b>	Dualvolt (12 or 24V DC)	
<b>Wattage</b>	5W	
<b>Mounting</b>	Designed to be mounted horizontally or vertically. Surface Mounted with mounting gasket supplied.	
<b>Lead Length</b>	Pre-wired 20cm.	
<b>Protection</b>	Reverse Polarity and 5.0kW Transient Voltage Suppressor (TVS). IP6K7 (Dust and temporary water immersion protection). IP6K9K (Dust and high pressure/steam jet cleaning protection).	
<b>Spare Parts</b>	9.2361.09	4 Screws and caps