

## IGNITION SWITCHES


SINGLE PACK



### LV4900

#### HEAVY DUTY IGNITION SWITCH WITH REMOVABLE KEY


- Material: Die-cast zinc cast
- Position: Off, On, 2 x screw terminal
- Mounting hole: Ø3/4" x 3/4" (L)
- Key removable in the Off position
- Supplied with two keys



### LV4901

#### HEAVY DUTY IGNITION SWITCH WITH REMOVABLE KEY


- Material: Die-cast zinc cast
- Position: Off, On, Start, 3 x screw terminal
- Mounting hole: Ø24.5mm
- Fits panel thickness: 4mm
- Key removable in the Off position
- Supplied with two keys



### LV4902

#### HEAVY DUTY IGNITION SWITCH WITH REMOVABLE KEY

- Material: Die-cast zinc cast
- Position: Off, On, Start, 5 x screw terminal
- Mounting hole: Ø24.5mm
- Anti-restart function preventing accidental start motor engagement
- Key removable in the Off position
- Supplied with two keys
- Application: Hyster Forklift




### LV4903

#### MARINE IGNITION SWITCH WITH REMOVABLE KEY



- Material: Plastic body, PVC boot cover
- Position: Off, Ignition, Ignition/Start, 3 x brass screw terminal
- Mounting hole: Ø20mm
- Fits panel thickness: 30mm
- Key removable in the Off position
- Supplied with two keys



### LV4907

#### IGNITION SWITCH WITH REMOVABLE KEY

- Material: Die-cast zinc cast
- Position: Acc, Off, Ignition, Ignition/Start, 4 x stud terminal
- Mounting hole: Ø18.5mm
- Key removable in the Off position
- Spring return start to On position
- Supplied with two keys



### LV4908

#### IGNITION SWITCH WITH REMOVABLE KEY

- Material: Die-cast zinc cast
- Position: Acc, Off, Ignition/Acc, Start, 11 x blade terminal
- Mounting hole: Ø25.2mm
- Key removable in the Off position
- Spring return start to On position
- Supplied with two keys
- Application: Forklift

