


Denso Motor Assemblies L/H, R/H


To suit to 12V 2.0KW 2.2KW 2.5KW & 24V 4.5KW

Denso Motor Assemblies suit to Low cost, Quick fix Denso Solenoid and Motor Assembly suited for a large range of Toyota Commercial Vehicles, Agricultural and Assorted Commercial Applications.


Voltage	KW	Rot	Part No.
12	2	CW	SNJ1220L
12	2	CW	SNJ1220R



Voltage	KW	Rot	Part No.
12	2.2	CW	SNJ1222R



Voltage	KW	Rot	Part No.
12	2.5	CW	SNJ1225L
12	2.5	CW	SNJ1225R



Voltage	KW	Rot	Part No.
24	4.5	CW	SNJ2425L
24	4.5	CW	SNJ2425R

