

IGNITION SWITCHES

SINGLE PACK

LV4909

HEAVY DUTY DIESEL IGNITION SWITCH WITH REMOVABLE KEY



- Material: Die-cast zinc cast
- Position: Off, Ignition, Ignition/Glow, Start, 6 x blade terminal
- Mounting hole: Ø15.8mm
- Key removable in the Off position
- Spring return start to On position
- Supplied with two keys
- Application: Lucas 34228, 35610



LV4910

HEAVY DUTY DIESEL IGNITION SWITCH WITH REMOVABLE KEY



- Material: Die-cast zinc cast
- Position: Glow, Off, Ignition/Glow, Start, 6 x screw terminal
- Mounting hole: Ø19.6mm
- Key removable in the Off position
- Spring return start to On position
- Supplied with two keys




LV4912

HEAVY DUTY DIESEL IGNITION SWITCH WITH REMOVABLE KEY



- Material: Die-cast zinc cast
- Position: R1, Off, Ignition/Glow, Start, 6 x screw terminal
- Mounting hole: Ø19.6mm
- Key removable in the Off position
- Spring return start to On position
- Supplied with two keys
- Application: Nissan UD 3, 4, 5 & 6
- Made in Japan




LV4913

HEAVY DUTY DIESEL IGNITION SWITCH WITH REMOVABLE KEY



- Material: Die-cast zinc cast
- Position: R1, Off, Acc, R2, C 4 x screw terminal, 4 x blade terminals
- Mounting hole: Ø19.6mm
- Key removable in the Off position
- Spring return start to On position
- Supplied with two keys
- Application: Nissan UD
- Made in Japan




9577BX

IGNITION SWITCH WITH REMOVABLE KEY



- Material: Die-cast zinc cast
- Position: Off, On, 2 x screw terminal
- Mounting hole: 5/8" - 32 threaded stem
- Fits panel thickness: 3.2mm (1/8")
- O'Ring sealed stem
- Rating: 10A @ 12V DC



9579BX

IGNITION SWITCH WITH REMOVABLE KEY



- Material: Die-cast zinc cast
- Position: Acc, Off, On/Acc, Start, 4 x screw terminal
- Mounting hole: 3/4" - 20 (19.5mm) threaded stem
- Fits panel thickness: 9.5mm (3/8")
- Key removable in the Off position
- Spring return start to On position
- Supplied with two coded tumbler keys
- Rating: 10A - Accessory, 10A - Ignition, 10A - Start @ 12V

