

S70 SERIES

ROADVISION



FEATURES

- S70 Stealth Series dual row LED bar lamps produce up to 27,500lm of instant light output
- Available in 7", 13", 21", 30", 40" & 52" models
- Smoked lens appearance and blackout mounting hardware
- 3W Osram LED's produce super white light close to daylight
- Multi-volt 10-30V DC input & low current draw
- 50,000 hour LED lifespan with solid state technology
- Thermal management technology
- Light weight tough die-cast aluminium housing & polycarbonate lens
- IP68 & IP69K protection
- Simple 2 wire installation
- Adjustable side mounts & low-profile slide mounts
- Over/under voltage, reverse polarity protection & EMI/EMC radio interference approved

LED LIGHT BARS



THERMAL
MANAGEMENT
TECHNOLOGY



MULTI-VOLT
10-30 VDC



POLYCARB
LENS



COLOUR
TEMP



IP PROTECTION
IP68
IP69K



OVER/UNDER
VOLTAGE
PROTECTION



REVERSE
POLARITY
PROTECTION



DEUTSCH
CONNECTOR



OSRAM
LEDS



EMI
EMC
RADIO
INTERFERENCE
APPROVED



7 YEAR
WARRANTY

ROADVISION's S70 has been designed for the best of both worlds, maximum intensity and long range beam penetration from the flagship dual row series in the range suited to the serious off road enthusiast, professional off road racer or consumer that just wants the best of the best. Delivering the best performance characteristic mix of high intensity light and long range beam penetration, the S70 series delivers up to 27,500lm of light intensity and a staggering 1118m of beam penetration @ 1 lux from a 52" bar by utilising Roadvision's Thermal Management & Projector Beam Technology.

PART NUMBERS



RBL7007SC

LED Bar Light S70 SERIES 7" 10-30V Combo



RBL7013SC

LED Bar Light S70 SERIES 13" 10-30V Combo



RBL7021SC

LED Bar Light S70 SERIES 21" 10-30V Combo



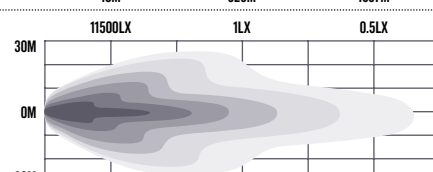
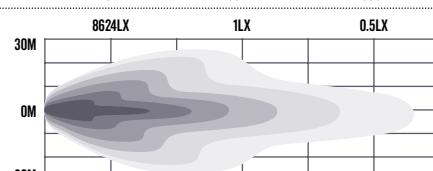
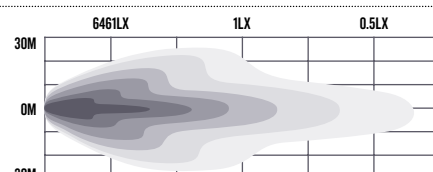
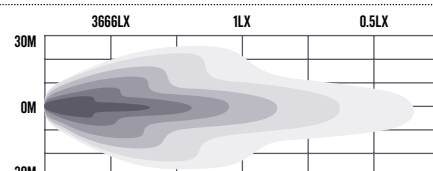
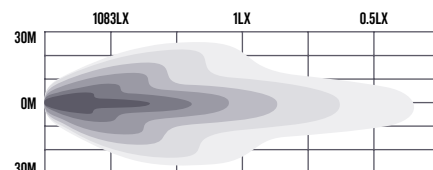
RBL7030SC

LED Bar Light S70 SERIES 30" 10-30V Combo



RBL7040SC

LED Bar Light S70 SERIES 40" 10-30V Combo



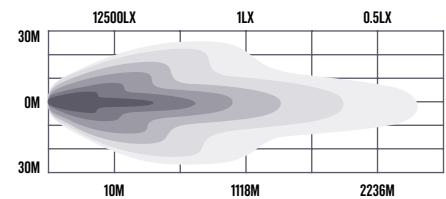
S70 STEALTH S E R I E S



PART NUMBERS



RBL7052SC
LED Bar Light S70 SERIES 52" 10-30V Combo



SPECIFICATIONS	RBL7007SC	RBL7013SC	RBL7021SC	RBL7030SC	RBL7040SC	RBL7052SC
BEAM PATTERN	Projector Combo 8 Driving / 4 Spot	Projector Combo 8 Driving / 16 Spot	Projector Combo 8 Driving / 32 Spot	Projector Combo 16 Driving / 44 Spot	Projector Combo 16 Driving / 64 Spot	Projector Combo 24 Driving / 76 Spot
MAXIMUM LUMENS	3300lm	6600lm	11000lm	16500lm	22000lm	27500lm
MAXIMUM LUX @ 10M	1083lx	3666lx	6461lx	8624lx	11500lx	12500lx
MAXIMUM BEAM DISTANCE	658m	1211m	1608m	1857m	2145m	2236m
INPUT VOLTAGE	10-30 VDC	10-30 VDC	10-30 VDC	10-30 VDC	10-30 VDC	10-30 VDC
MAXIMUM WATTS	48W	95W	176W	249W	344W	425W
NUMBER OF LEDS	12 x 3W Osram	24 x 3W Osram	40 x 3W Osram	60 x 3W Osram	80 x 3W Osram	100 x 3W Osram
CURRENT DRAW @ 13.8V	2.4~4.4 Amps	4.4~8.9 Amps	7.7~16.8 Amps	10.7~23.9 Amps	15.6~32.6 Amps	19.1~40.6 Amps
LENS CONSTRUCTION	Polycarbonate	Polycarbonate	Polycarbonate	Polycarbonate	Polycarbonate	Polycarbonate
HOUSING CONSTRUCTION	Aluminium	Aluminium	Aluminium	Aluminium	Aluminium	Aluminium
WIRING	2 PIN Deutsch Plug	2 PIN Deutsch Plug	2 PIN ATP Plug	2 PIN ATP Plug	No Plug	No Plug
DIMENSIONS AXBXC	204 x 67 x 70mm	357 x 67 x 70mm	561 x 67 x 70mm	815 x 67 x 70mm	1076 x 67 x 70mm	1325 x 67 x 70mm

LINE DIAGRAM

