

## HIGH CAPACITY NORMALLY OPEN RELAYS

## Normally Open Relay - 4 Pin, 12V DC

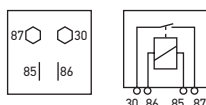
3061

Voltage 12V DC

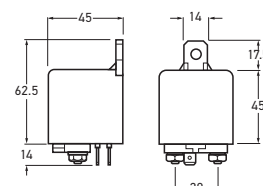
Current Draw 850mA max.

Amperage 180A peak current (100A continuous)

Pin &amp; Wiring



**Note** For common pin designations, refer to page 395



## Normally Open Relay - 4 Pin, 24V DC

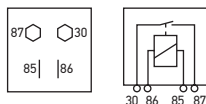
3062

Voltage 24V DC

Current Draw 180mA

Amperage 80A peak current (60A continuous)

Pin &amp; Wiring



**Note** For common pin designations, refer to page 395

