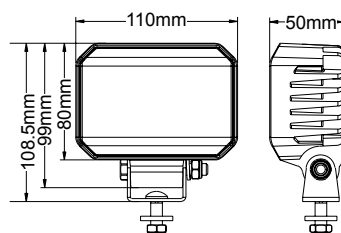


## LV0254

### 18W LED WORK LIGHT FLOOD BEAM

- Die-cast aluminium housing
- Polycarbonate lens
- 40° beam pattern
- Stainless steel mounting hardware
- Pre-wired 200mm cable
- Operating temperature: -50°C to +80°C
- Current draw: 1.1A @ 12V DC

#### DIMENSIONS:



#### PRODUCT INFORMATION

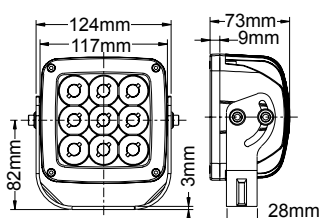
**LV0254F** 60° wide Flood beam

## LV0131S

### 27W LED WORK LIGHT SPOT BEAM

- Anodised polyester powder coat finish
- Polycarbonate lens
- 40° beam pattern
- Stainless steel mounting hardware
- Silicone cable w/ DT connector
- Operating temperature: -40°C to +60°C
- Current draw: 2.0A @12V DC

#### DIMENSIONS:

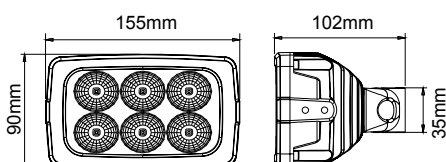


## LV0127

### 30W LED WORK LIGHT FLOOD BEAM

- Die-cast aluminium housing
- Polycarbonate lens
- 40° beam pattern
- Stainless steel mounting hardware
- Silicone cable w/ DT connector
- Operating temperature: -50°C to +80°C
- Current draw: 3.3A @ 12V DC

#### DIMENSIONS:



**2 MOUNTING  
OPTIONS**

